

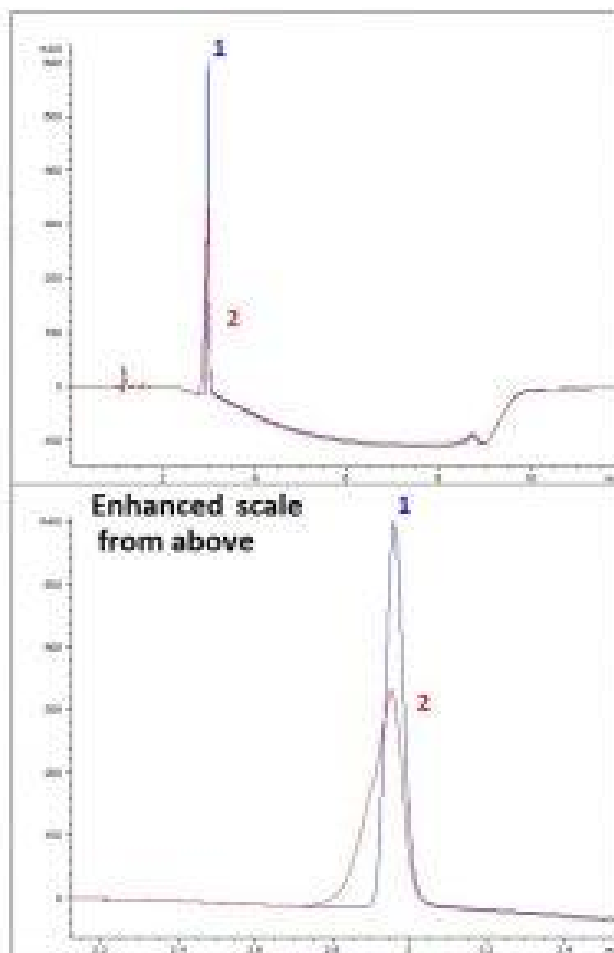
Analysis of a local anesthetic Lidocaine and Aminoethylamide - AppNote

Method Development for a Local Anesthetic (*A Case Study*)

An analyst was using a Cogent Diamond Hydride™ column for evaluating Lidocaine methods and although they had good retention of the compound, they did not meet the required 0.3 – 0.5 AU when 0.1 mg/mL Lidocaine sample was injected for both 2µL and 10µL injection volumes. In order to increase peak height, they prepared 0.5 mg/mL Lidocaine sample. When this sample was injected, peak distortion was observed. Altering the diluent from 100% DI Water to 80:20 Acetonitrile/ DI Water, the peak distortion was refined. By changing the gradient profile, we were able increase peak height for 0.1 mg/mL Lidocaine sample nearly 2-fold, achieving the required limit of detection.

The Cogent Diamond Hydride™ column has provided a rapid, sensitive, and reproducible method for analysis of this drug. The presented data (overlay of 5 injections) demonstrates how the compound can be effectively retained using Aqueous Normal Phase ANP-HPLC with both excellent peak shape, run-to-run repeatability, and great sensitivity using a simple gradient in ANP HPLC. If longer analysis time is required, this can be achieved by a simple change in gradient profile.

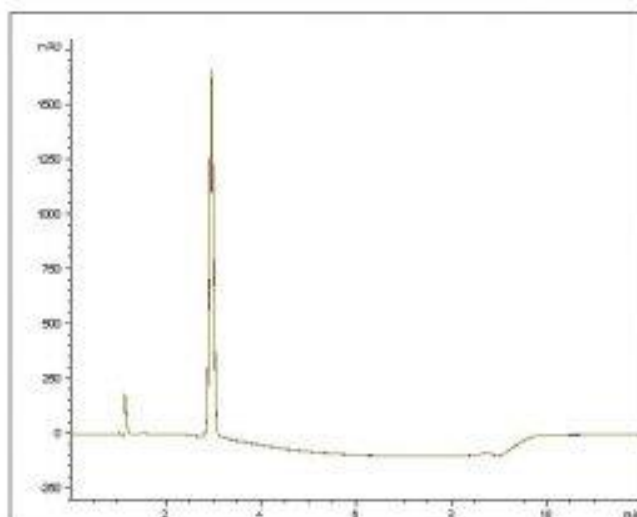
1



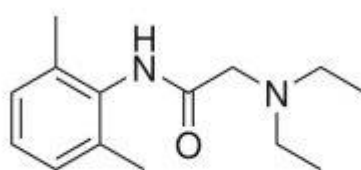
PEAKS:

1. Lidocaine* Solution
2. Lidocaine* Solution

2



Five overlaid 10µL injections



Lidocaine

Method Conditions

Column: Cogent Diamond Hydride™, 4µm, 100Å

Catalog No.: 70000-75P

Dimensions: 4.6 x 75 mm

Solvents:

A: DI water / 0.1% TFA (v/v)

B: acetonitrile / 0.1% TFA (v/v)

Mobile Phase:

A: DI water / 0.1% TFA (v/v)

B: acetonitrile / 0.1%TFA (v/v)

Gradient:

Time (Minutes)	%B
0	95
5	10
6	10
7.2	95
10	95

Injection vol.: 2µL, 10µL

Flow rate: 0.8 mL / minute

Detection: UV @ 220nm

Sample Preparation:

1: 0.5 mg / mL Lidocaine* solution in (80:20) acetonitrile / DI water

2: 0.5 mg/mL Lidocaine* solution in DI water

* Lidocaine sample was prepared from 1% Lidocaine HCl injection, USP 200 mg/20 mL (10 mg/mL, Lot: 92-073-DK, exp: 8/1/2020.) Each mL contains Lidocaine Hydrochloride anhydrous, 10 mg: Sodium Chloride 7mg: Methyl Paraben 1 mg, pH: 6.5, Hospira Inc. Lake Forrest, IL USA.

Notes: Lidocaine is a local anesthetic, which causes the absence of pain sensation. It works by altering the signal conduction in neurons by prolonging the inactivation of the fast voltage-gated Na⁺ channels in the neuronal cell membrane. This action is responsible for potential transmission and with adequate blockage, these voltage-gated sodium channels will not open and an action potential will not be generated. Lidocaine is often added to cocaine as a diluent as both drugs will numb gums when applied, it gives the user an impression of high-quality cocaine- when in fact, the user is receiving a diluted product.



Attachment

Analysis of a Local Anesthetic Lidocaine, aminoethylamide pdf [Extended app note.](#)
[Lidocaine](#)

Printed from the Chrom Resource Center

Copyright 2025, All Rights Apply

MicroSolv Technology Corporation

9158 Industrial Blvd. NE, Leland, NC 28451

Tel: (732) 380-8900

Fax: (910) 769-9435

Email: customers@mtc-usa.com

Website: www.mtc-usa.com